

CATEGORY

目录

SERVO HARD CANDY DEPOSITING UNIT	1. SGD150/300/450/600伺服硬糖浇注机
MECHANICAL HARD CANDY DEPOSITING UNIT	2. GD150/300/450/600机械式硬糖浇注机
LOLLIPOP SPECIALIZED DEPOSITING UNIT	3. SGD500B棒棒糖专用浇注机
JELLY CANDY DEPOSITING UNIT	4. SGDQ150/300/450/600凝胶软糖浇注机
TOFFEE DEPOSITING UNIT	5. SGDT150/300/450/600太妃浇注机
SOFT CANDY DIE FORMING LINE	6. T400冲模奶糖成型机组
HARD CANDY DIE FORMING LINE	7. TY400冲模硬糖成型机组
LOLLIPOP DIE FORMING LINE	8. TYB400冲模棒棒糖成型机组
BUBBLE GUM EXTRUDER LINE	9. TQ200/400软糖口香糖挤出成型机组
ABNORMAL BUBBLE GUM LINE	10. QT150异形泡泡糖生产线
XYLITOL CHEWING GUM LINE	11. GDM300木糖醇生产线
CHOCOLATE DEPOSITING PLANT	12. QJZ300/470伺服巧克力浇注机
CHOCOLATE DEPOSITING PLANT	13. QM300/620伺服巧克力浇注机
CHOCOLATE COATING LINE	14. QKT系列巧克力涂淋流水线
CRISPY PRICE CHOCOLATE FORMING MACHINE	15. CM300脆米巧克力生产线
CHOCOLATE BEAN FORMING UNIT	16. ML400/800巧克力豆成型机组
PEANUTS NOUGAT CANDY LINE	17. HST300/600花生牛轧糖生产线
CEREAL BAR PRODUCTION LINE	18. COB600全自动糖排生产线
COOKING MACHINE/LAB EQUIPMENT	19. 糖浆熬煮设备/实验室设备
WRAPPING MACHINE	20. 包装机系列
CANDY MOULDS/CHOCOLATE MOULDS	21. 糖果模具/巧克力模具



COMPANY INTRODUCTION

企业介绍

Shanghai Candy Machine Co., Ltd is a professional company focus on manufacturing candies and chocolate machinery with many years' experience, always stand in the leader position in food machinery innovation and developing. Our modern workshop and office building cover an area of total 6000 square meters, over 100 employees, including independent research and development team. We insist on constantly improvement and absorb new technology in recent years. Our products have been exported to many countries and regions, such as America, Europe, South Asia, Middle East, South Africa, Australia and other areas. Our machines are popular among our customers both in China and abroad and maintaining a high reputation in the market. Rely on good quality, high standard configuration, sufficient technology and experience, reasonable price and perfect services, we obtain long term trust and support from our clients. Part of our machines attained CE certificate after inspection.

上海勘迪机械有限公司是一家专业生产各种糖果、巧克力机械的生产厂家，拥有多年的历史，始终站在食品机械创新和发展道路的前沿。公司占地面积6000多平方米，拥有现代化厂房和办公楼，职工100余人，包括自主研发团队。近年来勘迪不断推陈出新，沿着创新之路从旧技术向新技术跨越，公司的产品出已远销多个国家和地区，包括欧美、东南亚、中东、欧洲、南美洲、非洲、澳大利亚等其他地区，深受国内外客户的青睐，在市场上享有很高的声誉。凭借高质量的产品，高标准的配置，雄厚的实力，合理的价格以及完善的服务，勘迪获得了客户长期以来对我们的支持与信任。公司部分产品通过CE检测并获得CE证书。

With many years' research and manufacturing experience in candy machinery, CANDY always creates new and hi-tech products. From the original semi-automatic mechanical drive equipment develop to international level full automatic servo drive system. From the single hard candy processing machine develop to all kinds of confectionery equipment. Nowadays, CANDY'S PRODUCTS is consist of hard candy, lollipop, jelly gummy candy, toffee candy, bubble gum, soft milk candy, oat chocolate, peanut candy, nougat, cereal bar, chocolate processing line and other machines. CANDY insists on the company of honesty, collaboration, innovation and quality, will as always offer top quality product, first class service and competitive price to all of our clients to return their support.

凭借多年糖果机械的研发和制造经验，勘迪公司的产品不断推陈出新，根据市场变化对产品进行改进升级，由最初的半自动机械传动控制机组改进为与国际水平接轨的伺服控制全自动浇注成型生产线。由最初单一的硬糖生产设备发展为各类糖果机械共同发展的格局，如今，勘迪主打产品涵盖了全自动硬糖、棒棒糖生产线，凝胶软糖和太妃糖生产线，泡泡糖，奶糖生产线，燕麦巧克力，花生糖，牛轧糖生产线、谷物棒、巧克力等各种生产线。勘迪坚持以诚信，协作，创新，品质为基本原则，将会一如既往地提供质量一流的产品，诚挚的服务，具有竞争力的价格来答谢四方来宾！



CANDY MACHINE



CANDYMACHINE

助迪食品机械

专 / 业 / 糖 / 果 / 巧 / 克 / 力 / 设 / 备 / 制 / 造 / 商
Confectionery chocolate equipment manufacturer

中国糖果食品机械第一品牌 / 一直以核心技术引领市场
The No.1 leading position in candy machine in China / Lead market with core technology


SGD150/300/450/600 Full Automatic Hard Candy Depositing Line (Servo System)
SGD150/300/450/600 全自动伺服控制硬糖浇注生产线




球棒插棒机
Ball lollipop stick machine



瘪棒插棒机
Flat lollipop stick machine



果仁机
Nuts Spreader



球棒糖
Ball lollipop



瘪棒糖
Flat lollipop



硬糖
Hard candy



技术参数/Technical Specifications

型号Model	SGD150	SGD300	SGD450	SGD600
标准产量 Capacity	150kg/hr	300kg/hr	450kg/hr	600kg/hr
糖果重量 Candy Weight	根据糖型大小 as per the candy size			
浇注速度 Depositing Speed	55~65n/min	55~65n/min	55~65n/min	55~65n/min
蒸汽需求 Steam Requirement	250kg/h, 0.5~0.8Mpa	300kg/h, 0.5~0.8Mpa	400kg/h, 0.5~0.8Mpa	500kg/h, 0.5~0.8Mpa
压缩空气需求 Compressed air requirement	0.2m ³ /min, 0.4~0.6Mpa	0.2m ³ /min, 0.4~0.6Mpa	0.25m ³ /min, 0.4~0.6Mpa	0.3m ³ /min, 0.4~0.6Mpa
工作环境要求 Working Condition	温度/Temperature: 20~25°C; 湿度/Humidity: 55%			
整机功率 Total power	18Kw/380V	27Kw/380V	34Kw/380V	38Kw/380V
整线长度 Total Length	14m	14m	14m	14m
整机重量 Gross Weight	3500kg	4000kg	4500kg	5000kg

SGD150/300/450/600 PLC controlled hard candy depositing line mainly consists of auto weighing system (optional), pressure dissolving system, micro-film cooker, depositor and cooling tunnel, adopted the advanced servo system.

Besides, this line also has following characteristics:

- 1.Sugar and all other materials are automatic weighed, transferred and mixed by adjusting touch screen. Various kinds of recipes can be programmed in the PLC.
- 2.PLC and servo driver use international famous brand, stable performance and durable use life.
- 3.Depositing weight can be adjusted easily on touch screen, less wastage.
- 4.Compact machine structure, easy operation, high efficiency and low noise.
5. Ball and flat lollipop stick-insert machine for producing lollipop in the same line is optional.

SGD150/300/450/600全自动PLC控制真空薄膜熬糖连续浇注成型生产线是目前国内最先进的硬糖浇注设备。该生产线由自动称重系统(选配), 压力溶解系统, 薄膜熬糖机组, 浇注机组和冷却系统组成, 并采用了最先进的伺服系统对浇注机进行驱动控制。

除此之外, 该生产线还具有以下特点:

1. 整机全自动运行, 通过显示屏操作, 砂糖和其他原材料全部自动称重, 输送和混合, 多个糖果配方可储存在PLC系统中, 随时调用, 更换生产品种。
2. 采用国际名牌伺服电机、PLC和触摸屏, 性能更加稳定耐用。
3. 浇注量(糖重)调整只需在触摸屏中更改设定即可, 浇注量精准, 连续生产, 极大的减少了次品糖的产生。
4. 机器结构简单紧凑, 菜单化的操作界面, 操作维修极为方便。伺服控制系统运行效率高, 噪音低, 性能稳定, 经久耐用。
5. 选装球棒和瘪棒插棒机, 用一条线可生产球棒和瘪棒糖。




CANDYMACHINE

助迪食品机械

专 / 业 / 糖 / 果 / 巧 / 克 / 力 / 设 / 备 / 制 / 造 / 商
Confectionery chocolate equipment manufacturer

中国糖果食品机械第一品牌 / 一直以核心技术引领市场
The No.1 leading position in candy machine in China / Lead market with core technology

SGD500B Automatic Servo Depositing Line Specialized For Lollipop Production
SGD500B 全自动棒糖专用伺服浇注生产线



设备图片

Machine photo



可生产棒糖

Lollipop produced by this line



技术参数/Technical Specifications

型号Model	SGD500B
标准产量Capacity	450-500kg/hr
糖果重量Candy Weight	As per requirement
浇注速度 Depositing Speed	30~35n/min
蒸汽需求 Steam Requirement	400kg/h, 0.5~0.8Mpa
压缩空气需求 Compressed air requirement	0.25m ³ /min, 0.4~0.6Mpa
工作环境要求 Working Condition	温度/Temperature: 20~25℃; 湿度/Humidity: 55%
整机功率 Total power	45Kw/380V
整线长度 Total Length	16m
整机重量 Gross Weight	4500kg

SGD500B 全自动棒糖专用伺服浇注机组
SGD500B servo depositing line specialized for lollipop production

SGD500B full automatic PLC continuous depositing line is the most advanced lollipop specially used processing equipment in the world. It consists of auto weighing and mixing system (optional), pressure dissolving system, micro-film cooker, depositor, stick insert system, demolding system and cooling tunnel and adopt the advanced servo system to control the processing. This line has the advantage of high capacity, accurate filling quantity, accurate stick insert position. Lollipop produced by this line not only has attractive appearance, clear stripe line, but also has good taste, highly welcomed by consumers.

SGD500B全自动PLC控制连续棒糖浇注机组是目前国际上最先进的棒糖专用浇注生产设备。该生产线由自动称重系统（选配），压力溶解系统，薄膜熬糖机组，浇注机组，插棒系统，脱模系统和冷却系统组成，并采用了最先进的伺服系统对浇注机进行驱动控制。该机组具有产量高，浇注量精准稳定，插棒位置准确等优点。由该机组生产的棒糖外表漂亮，喷花条纹清晰，口感良好，深受国内外客户的欢迎。



CANDYMACHINE

助迪食品机械

专 / 业 / 糖 / 果 / 巧 / 克 / 力 / 设 / 备 / 制 / 造 / 商
Confectionery chocolate equipment manufacturer

中国糖果食品机械第一品牌 / 一直以核心技术引领市场
The No.1 leading position in candy machine in China / Lead market with core technology

SGDQ150/300/450/600 Jelly Gummy Candy Depositing Line (Servo System)
SGDQ150/300/450/600 凝胶软糖伺服浇注生产线



辊砂机
Sugar coating machine



发泡机
Bubble machine



抛光机
Polishing machine



可生产软糖
Jelly candy produced by this line



技术参数/Technical Specifications

型号Model	SGDQ150	SGDQ300	SGDQ450	SGDQ600
标准产量 Capacity	150kg/hr	300kg/hr	450kg/hr	600kg/hr
糖果重量 Candy Weight	根据糖型大小 as per the candy size			
浇注速度 Depositing Speed	45~55n/min	45~55n/min	45~55n/min	45~55n/min
工作环境要求 Working Condition	温度/Temperature: 20~25°C; 湿度/Humidity: 55%			
整机功率 Total power	35Kw/380V	40Kw/380V	45Kw/380V	50Kw/380V
整线长度 Total Length	18m	18m	18m	18m
整机重量 Gross Weight	3000kg	4500kg	5000kg	6000kg

Jelly gummy candy depositing line is an advanced and continuous plant which is independent researched by our company for making different high quality jelly candies (QQ candies) by replacing moulds or depositor head. The whole line consists of jacketed dissolving tank, jelly mass cooker, storage tank, depositing machine, cooling tunnel, conveyor, sugar coating machine (optional), surface polishing machine (optional). It can be applied for all kinds of jelly-based material production, such as gelatin, pectin, carrageenan, acacia gum etc. Automated production not only save time, labor and space but also reduce the production cost. Electrical heating system is optional.

凝胶软糖浇注生产线是我司自主研发的一种连续生产不同种类高级胶体糖果（QQ糖）的先进设备。可通过更换模具或浇注头生产出高品质，多种形状，单色，多色和夹心凝胶软糖。整条产线由夹层化糖锅，调和和储存锅，浇注机，冷柜，输送机，辊砂机（选配），抛光机（选配）组成。可应用于各种凝胶原料的生产，如明胶，果胶，卡拉胶，阿拉伯胶。高度自动化生产不仅能节省人力和占用空间，同时还能降低生产成本。可选装电加热系统。

Deposited jelly candy processing flowchart 浇注凝胶软糖工艺流程

Gelatin melting→Sugar & glucose boiling→Add melt gelatin to the syrup mass →Storage→Add flavor, color and sodium citrate→Depositing→Cooling→De-moulding→Conveying→drying→packing→Final product
明胶化成溶液→砂糖和葡萄糖浆熬煮→明胶溶液加入煮好的糖浆中→储存→香精、色素、柠檬酸等和糖膏混合→浇注→冷却→脱模→输送→干燥→包装→成品




CANDYMACHINE

助迪食品机械

专 / 业 / 糖 / 果 / 巧 / 克 / 力 / 设 / 备 / 制 / 造 / 商
Confectionery chocolate equipment manufacturer

中国糖果食品机械第一品牌 / 一直以核心技术引领市场
The No.1 leading position in candy machine in China / Lead market with core technology

SGDT150/300/450/600 Toffee Caramel Depositing Line (Servo System)
SGDT150/300/450/600 太妃糖伺服浇注生产线




化糖锅
Dissolving tank



模具
Moulds



输送泵
Transfer pump



可生产太妃糖
Toffee produced by this line



技术参数/Technical Specifications

型号Model	SGDT150	SGDT300	SGDT450	SGDT600
标准产量 Capacity	150kg/hr	300kg/hr	450kg/hr	600kg/hr
糖果重量 Candy Weight	根据糖型大小 as per the candy size			
浇注速度 Depositing Speed	45~55n/min	45~55n/min	45~55n/min	45~55n/min
工作环境要求 Working Condition	温度/Temperature: 20~25°C; 湿度/Humidity: 55%			
整机功率 Total power	18Kw/380V	27Kw/380V	34Kw/380V	38Kw/380V
整线长度 Total Length	20m	20m	20m	20m
整机重量 Gross Weight	3500kg	4500kg	5500kg	6500kg

Toffee depositing line is the most advanced equipment for continuous producing toffee caramel candy. It gathered machinery and electric all in one, using the silicone molds automatically depositing and with tracking transmission demoulding system. This line can make pure toffee, double color toffee, center filling toffee and stripe toffee. It consists of jacket dissolving cooker, transfer pump, pre-heating tank, toffee specialized cooker, depositor, cooling tunnel etc.

该生产线是目前国内生产太妃糖最先进的设备。该生产线集机电于一体，采用硅胶模具，自动浇注，并通过自动跟踪传动系统脱模。可生产单色、双色、夹心和条纹太妃糖。整条生产线主要包括夹层锅、输送泵、预热锅、太妃专用熬糖机、浇注机、冷柜等。

Deposited toffee candy processing flowchart (as reference)

浇注太妃糖工艺流程 (供参考)

Raw material dissolving→Transporting→Pre-heating→Cooking→Add oil and fat→Storage→Depositing→Cooling→Demoulding→Conveying→Packing→Final product

化糖→输送→预热→太妃熬煮→油脂等和糖膏混合→浇注→冷却→脱模→输送→包装→成品